

# Installing HydroGeoSphere on Windows 10

By Engineering IT

Updated October 29, 2021

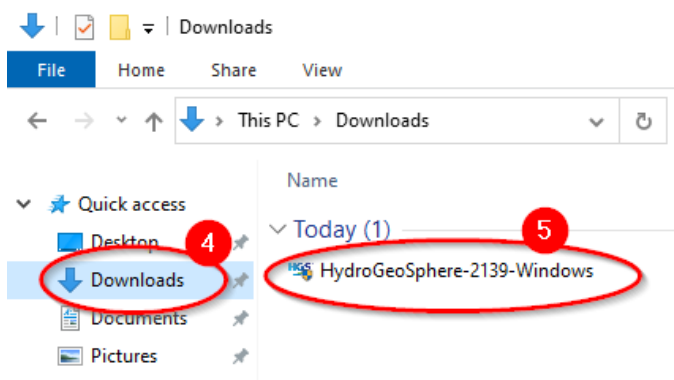
1. Open the [HydroGeoSphere download page](#) in your browser
2. Choose the **September 2021** version. It will be the same as the one used in ENGG\*6740 in the F2021 semester. Choose the appropriate operating system, and download the installer.

~~HGS Premium - Windows 64-bit, Linux 64-bit October 2021~~

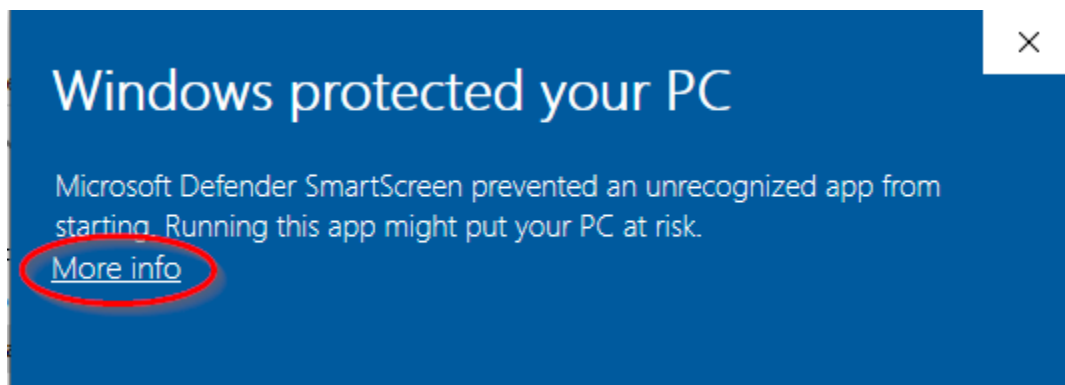
**HGS Premium - [Windows 64-bit](#), [Linux 64-bit](#) September 2021**

~~HGS Premium - Windows 64-bit Linux 64-bit August 2021~~

3. Open the Windows File Explorer and click **Downloads**
4. **Double-click** on the HydroGeoSphere-xxxx-Windows installation file

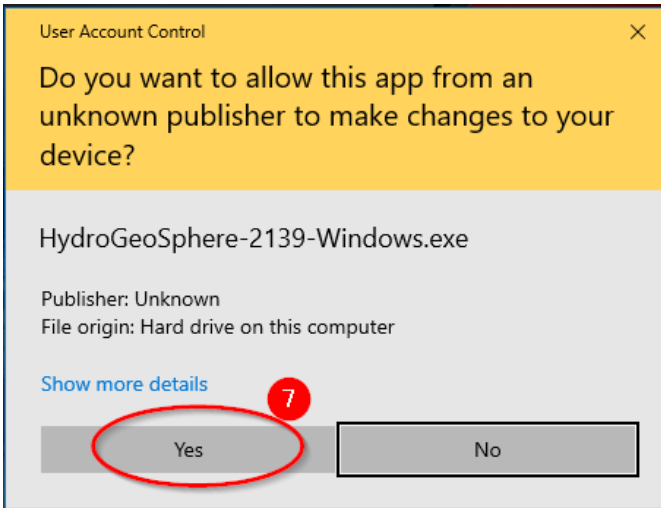


5. If you receive a Microsoft Defender SmartScreen warning, click **More info** and then **Run anyway**






6. If prompted to allow changed to your device, click **Yes**



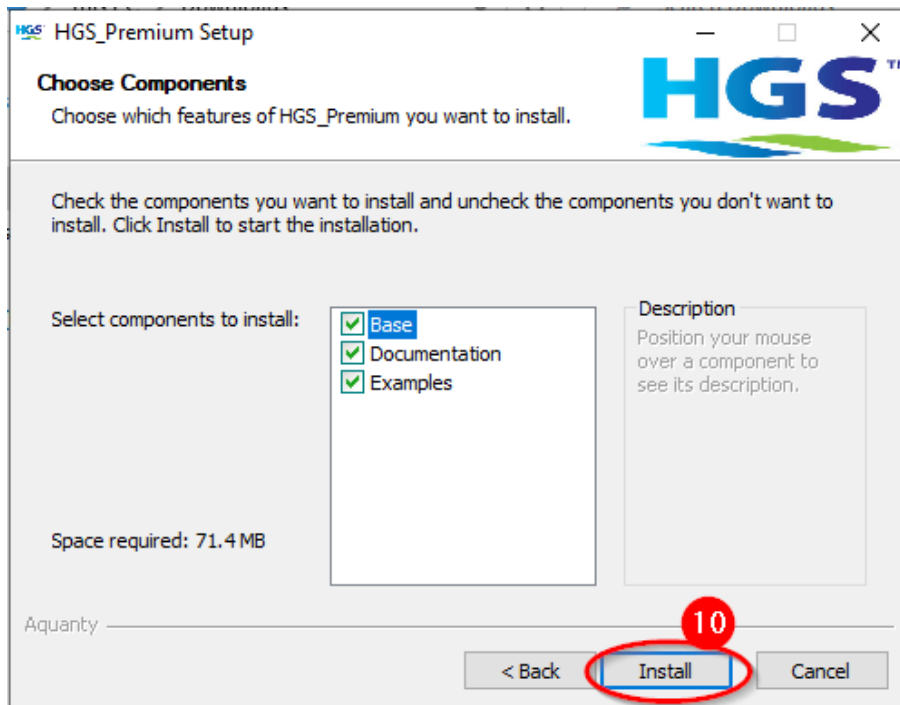
7. On the first screen of the installer click **Next**



8. On the next screen, review the license agreement and then click **I Agree**



9. Make sure all components are selected and click **Install**



10. Uncheck Show Readme and then click **Finish**.

- Next, you'll need to copy the license file into the install directory. The default is C:\Program\_Files\Hydrogeosphere. If you chose a custom directory, make sure the license file goes into that directory.

The license file can be acquired from the Courselink page for ENGG\*6740. It is called hgs.lic.

The final directory setup should look like this:

The screenshot shows a Windows File Explorer window with the address bar set to 'This PC > Local Disk (C:) > Program\_Files > HydroGeoSphere >'. The main pane displays a list of files and folders. The 'hgs.lic' file is selected and highlighted in blue. The left sidebar shows the navigation pane with 'Local Disk (C:)' selected.

Name	Date modified	Type	Size
docs	2021-10-29 11:15 AM	File folder	
illustration	2021-10-29 11:15 AM	File folder	
verification	2021-10-29 11:15 AM	File folder	
concr140.dll	2021-01-04 2:28 PM	Application exten...	302 KB
grok.dbg	2021-10-29 11:16 AM	DBG File	1 KB
grok	2021-09-01 3:52 PM	Application	5,474 KB
hgs.lic	2020-08-18 9:38 AM	LIC File	1 KB
hostid	2021-10-29 11:15 AM	Text Document	1 KB
hsbatch	2021-09-01 3:52 PM	Application	206 KB
hsplot	2021-09-01 3:52 PM	Application	742 KB
libifcoremd.dll	2020-06-23 10:03 AM	Application exten...	1,802 KB
libifportmd.dll	2020-06-23 10:03 AM	Application exten...	415 KB
libiomp5md.dll	2020-06-23 10:03 AM	Application exten...	1,916 KB
libmmd.dll	2020-06-23 10:04 AM	Application exten...	4,386 KB
msvc140.dll	2021-01-04 2:28 PM	Application exten...	572 KB
msvc140_1.dll	2021-01-04 2:28 PM	Application exten...	24 KB
msvc140_2.dll	2021-01-04 2:28 PM	Application exten...	182 KB
msvc140_atomic_wait.dll	2021-01-04 2:28 PM	Application exten...	41 KB
msvc140_codecvt_ids.dll	2021-01-04 2:28 PM	Application exten...	20 KB
phgs	2021-09-01 3:52 PM	Application	5,100 KB
rlmhost	2021-09-01 3:43 PM	Windows Batch File	1 KB
rlmhostid	2019-01-28 1:14 PM	Application	1,486 KB
svml_dispmd.dll	2020-06-23 10:04 AM	Application exten...	18,473 KB
Uninstall	2021-10-29 11:15 AM	Application	164 KB
vccorlib140.dll	2021-01-04 2:28 PM	Application exten...	323 KB
vcruntime140.dll	2021-01-04 2:28 PM	Application exten...	92 KB
vcruntime140_1.dll	2021-01-04 2:28 PM	Application exten...	36 KB